

HOME LEARNING

Issue 7—11th May 2020

Welcome to our weekly newsletter. You all continue to be in our thoughts and hope that you are all safe and well. We've seen some great home learning taking place this week, remember do what you can, we know you all have different circumstances and pressures. We are going to send you some suggestions each week that may be of interest and also celebrate some of the great work we have been seeing.

Our school website is being updated regularly under the 'Home Learning' tab with ideas of different resources you can use at home. Please keep sending your photos through to your class teachers through Class Dojo. We are all missing you and are looking forward to seeing what you are all up to!

Be a part of history

In 1937 Mass Observation called for people from all parts of the UK to record everything they did from when they woke up in the morning to when they went to sleep at night on 12th May. This was the day of George VI's Coronation. The resulting diaries provide a wonderful glimpse into the everyday lives of people across Britain and have become an invaluable resource for those researching countless aspects of the era. In 2020 the Mass Observation Archive will be repeating its annual call for day diaries, capturing the everyday lives of people across the UK. The written diaries will be stored in the Archive at The Keep and be used by a wide range of people for research, teaching and learning.

For more information visit: <http://www.massobs.org.uk/write-for-us/12th-may>




Horrible Histories

Why not watch some 'Horrible Histories' episodes on CBBC or on iPlayer. Which era are you interested in? Pick a time in history and do some research. Can you create an information leaflet? A piece of art? A powerpoint?

You could also use to help:

- BBC Bitesize History
- Twinkl
- National Geographic Kids



Recalling History

Manchester Libraries

Weekly events and activities on Facebook at 11am.

- Monday Memories** - Open up a new online memory box about a local Manchester area
Crafty Tuesday - Time to get creative with our children's crafts sessions
Wednesday Lego Club - It's the ever popular Lego Club
Thursday Tales - Share a storytime with one of the children's team
Culture Friday - We'll highlight the best of Manchester Culture you can explore online
Saturday STEM Club - hands on fun & learning for children and families.

#LibrariesFromHome
facebook.com/manchesterlibraries



HOME LEARNING

Young Voices

Young Voices are staging the World's Largest Children's Choir at Home for a record breaking #PowerInMe Singing Challenge and dedicating it to teachers. You can register your involvement at www.youngvoices.co.uk/powerinme to access learning resources for the song.

In the weeks leading up to the main event on 2nd June, you are encouraged to take part in the #PowerInMe singing challenge and to film yourselves singing the song's lyrics



Enjoy a
song

Rock Kidz

This year we had planned for Rock Kidz to visit us at school. We hope to rearrange for a visit in the future but in the meantime why not visit their YouTube channel and sing along.



BBC Good Food—Kids Cooking Recipe

Get fussy little eaters into the kitchen and turn them into little chefs with our easy and fun cooking projects. They'll love tasting their handiwork, too!

<https://www.bbcgoodfood.com/recipes/collection/kids-cooking>



Get
Cooking

Hoopla Recipes


Hoopla Recipes is a popular channel for delicious and healthy recipes. The channel showcases easy to follow tutorials that enables everyone to discover the culinary connoisseur within. Could you try something different this week?

Watch the channel on YouTube



Stars of the Week

We've been really impressed with your efforts learning at home and we would like to continue our Friday tradition of celebrating the great work! Well done to the following people.



Charlotte for your amazing research and information about the Ancient Greeks. Well done!

Kai for your beautiful art-work! It made Mrs Stevenson smile!

Baron for your great poem about key workers! Keep up the good work!

Elisa for your great cookery skills! You will have to teach us when we see you again!

Elliot for some fantastic work on the Mayans and responding to your individual challenge of creating a timeline about Manchester United! Well done!


Jurgen for gaining your silver certificate on Mathletics! Amazing work!

Iman for your great fact file work! Well done!

Evie for your great fractions work on Mathletics! Keep up the good work!

Ose for taking on your online learning and doing some great time, fractions and decimals work! Keep it up!

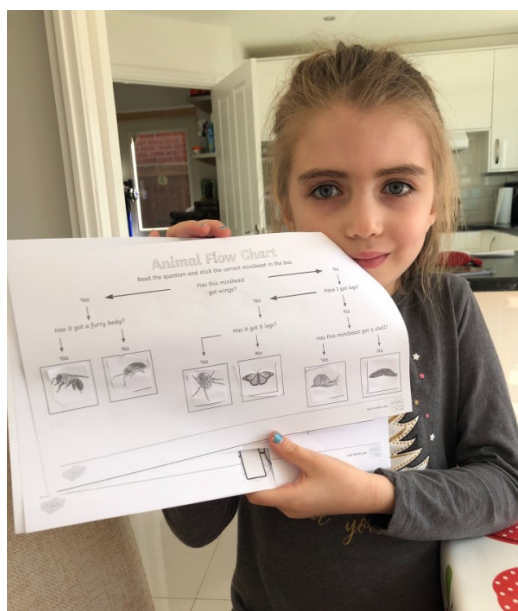

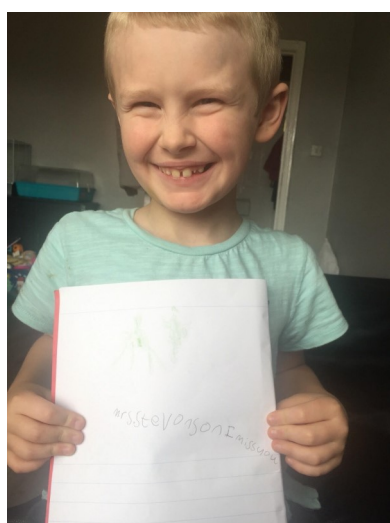
A big well done to all the reception children who have sent in a video about space, your teachers are amazed! Great work!



HOME LEARNING

WOW!

WOW! What can we say! We have seen some amazing home learning this week. Please keep emailing or messaging in and showing us what you are up to and see if your work appears next week!



WOW!

HOME LEARNING

WOW!


WOW! What can we say! We have seen some amazing home learning this week. Please keep emailing or messaging in and showing us what you are up to and see if your work appears next week!

4/27/2020 Ancient greeks - Google Docs

Ancient Greeks

By Charlotte Bent

Ancient Greece was a civilization belonging to a period of Greek history from the Greek Dark Ages of the 12th–9th centuries BC to the end of antiquity (c. AD 600). Immediately following this period was the beginning of the Early Middle Ages and the Byzantine era.



Greek Education

Back when the Ancient greeks were around they loved to learn unlike some people now. They believed that learning was the best thing that will ever happen to them. Now some people think that going to school is the worst thing that could happen to them, but the Ancient greeks loved going to school because they liked the thought that it would improve their brain.

In Greece's very early history, only wealthy men were educated. Young boys usually had their own tutors who taught them math, writing, and military training. The things children were taught also depended on where they lived in Greece. If a boy grew up in Sparta, for example, his entire education was spent preparing him for the military. In Athens, which was less focused on the military, students learned several subjects.

As the children grew older the boys were taught music, literature, astronomy, and rhetoric which is, how to use words well to write and speak. As Greece became more democratic, rhetoric became an important subject for children to study. Greeks believed that in a democracy, a person should be able to speak well.

The girls however didn't get taught the same things as boys. Girls were normally taught reading and writing and didn't get taught anything else. But they were taught on skills of how to be homemakers. They got taught to cook, sew and take care of children.


https://docs.google.com/document/d/1Y0WaaRyCAG87yG4dD/DLKGZueVJcBAdac_PiPpNZ2e0e7Hm54g5c4H08

Interesting facts about Ancient Greeks!

Ancient Greece was a civilization that dominated much of the Mediterranean thousands of years ago. The Greeks came before the Romans. Much of the Roman culture was influenced by the Greeks. At its peak under Alexander the Great, Ancient Greece ruled much of Europe and also Western Asia. Everything from government, science, mathematics, art and sports too was impacted by the Ancient Greeks.

Fun Facts!

The Greeks often ate their dinner while lying on their backs. About one third of the population of some city-states were slaves. The Greeks invented the Yo-Yo which is considered




Hippos by Jaxon Gori



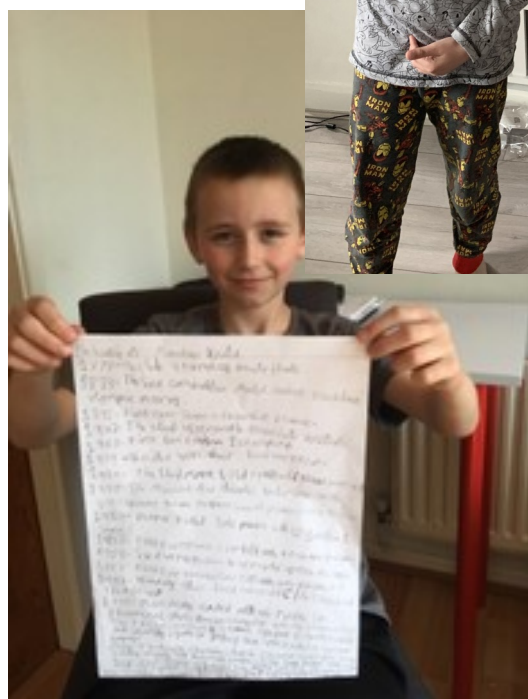

Hippos live in Africa. They live in the water and on land. They are the largest animals in the world. They are very strong and can weigh up to 4,000 kg. They are also very smart and can use tools. They are also very social and live in groups called herds. They are also very playful and like to splash in the water.

WOW!

HOME LEARNING

WOW!

WOW! What can we say! We have seen some amazing home learning this week. Please keep emailing or messaging in and showing us what you are up to and see if your work appears next week!

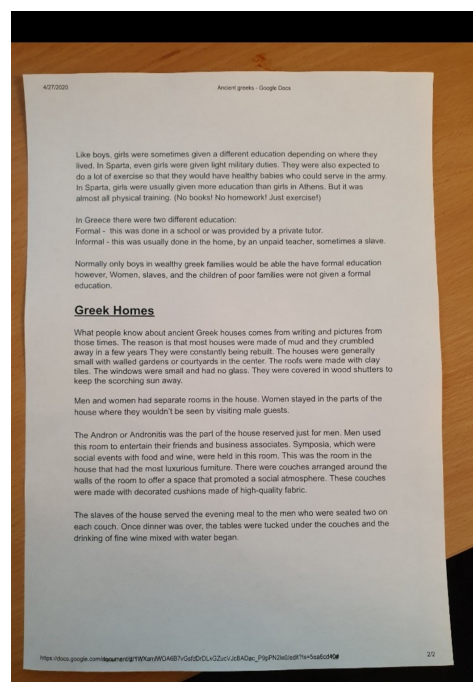


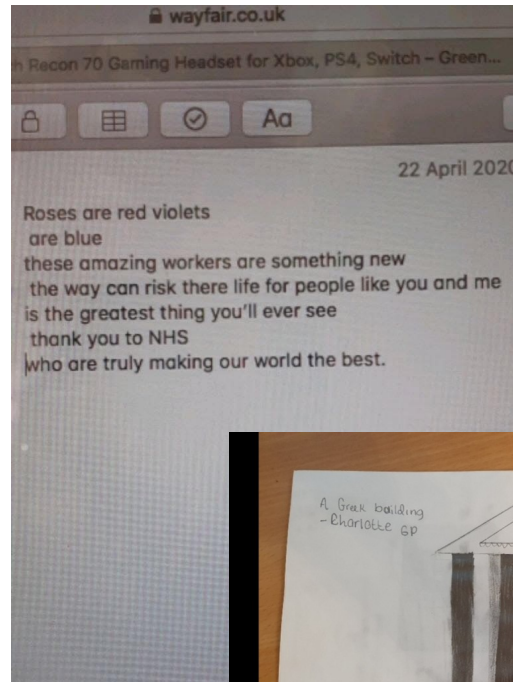
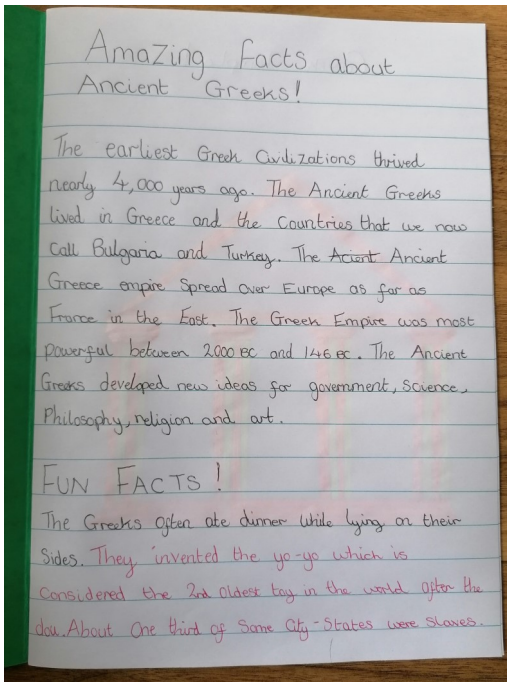


WOW!

HOME LEARNING

WOW!

WOW! What can we say! We have seen some amazing home learning this week. Please keep emailing or messaging in and showing us what you are up to and see if your work appears next week!





Pike Fold presents....

Each week we would like to feature your reviews so that everyone else can enjoy something different. Whether that is reading a really good book, watching a new TV programme, playing a new game, cooking a scrumptious recipe...Please send your reviews to admin@pikefold.manchester.sch.uk

REVIEW

Mrs Dearden has been turning to her love of knitting and has been creating hearts to send to the hospitals. One stays with the patient and the other is sent to the families so that even though they have to be apart they can feel connected.

What a lovely idea Mrs Dearden and thank you for sharing, maybe Pike Folders could have a go?




This week's book review has come from Freya. She has been enjoying reading **Return to the Isles of the Lost** by Melissa de la Cruz.

Freya recommends this book which links into the Disney Channel movie Descendants. The book focuses on the children of the classic Disney villains and their lives.

Freya's favourite characters are Audrey, Mal and Evie. The story starts in a new school Auradon Prep as Mal turns her Mum into a lizard!

Sounds great! Thank you for sharing with us!

Please send us in your reviews and ideas...Sharing is caring!



A collection of approximately 15 hand-painted Easter eggs of various shapes and sizes, scattered on a light-colored, textured surface. The eggs feature a variety of religious and inspirational messages in different colors and fonts. Some messages include "YOU MATTER", "peace", "be happy", "SMILE", "trust.", "BE KIND.", "HOPE", "love", "inspire.", "SHINE", "BE you", and "Prayer". The eggs are decorated with patterns like polka dots, stripes, and hearts.

A row of five clear plastic bottles, each decorated with colorful beads and filled with different materials. From left to right: 1. Red cap, yellow filler, green and yellow beads. 2. Red cap, blue filler, red and blue beads. 3. Green cap, multi-colored filler, orange and blue beads. 4. Red cap, red filler, purple and red beads. 5. Green cap, multi-colored filler, green and blue beads. The bottles are set against a textured, light-colored background.

FAMILY CHALLENGE

Top tips on supporting children's speech and language

- Vocabulary is key and learning new words is incredibly important. Help children of all ages by using all the senses to learn new words and then build in lots of repetition and practice.
- Build on what your child says. This can mean adding words for younger children and expanding phrases for older children.
- Talk about what your children are interested in. This will mean they are more motivated to speak.
- Check out understanding. Encourage your child to ask if they do not understand.
- When your child watches TV, watch it with them (as much as possible). It's an excellent way to spark off conversations and learn new words.
- It's really important to always remember that children need quiet time where you turn off background noise and have time to just play. This is really important for listening and language development.
- Use technology to communicate with family and friends. Use it as an opportunity to ask your child what they might want to say.
- Play 'Name that Tune'. Use tunes from YouTube that they will know—songs from movies, nursery rhymes, songs in the charts. Play the first few bars—who can name that tune? This is really good for developing listening skills.
- Look together at photographs you have saved—can your child remember the story behind the photo? - This exercise is great for sharing stories, which are vital in developing communication.
- Remember, it's OK to turn technology off! Sometimes the best way to encourage children is to model it as a parent. Technology is great, but face-to-face conversations can be more rewarding.

For more information to support your child's speech, language and communication development visit The Communication Trust and I CAN websites for ideas and resources. Or ask at school we are an ELKLAN Communication Friendly Setting and have lots of ideas and resources to help!